



DAY4[®] ENERGY

48MC

Premium Photovoltaic Modules



Features

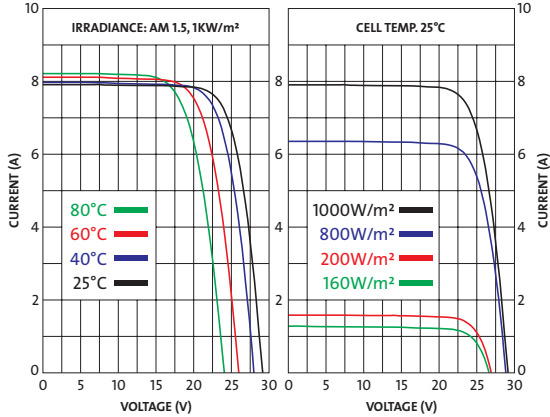
- World's leading quality custom designed multicrystalline PV cells
- Day4 Electrode high efficiency cell interconnection technology
- Increased electrical contact redundancy
- Premium power density
- Strong performance in low light conditions
- Module efficiency up to 14.7%
- Customer-driven product design
- Refined appearance
- Highest quality standards
- Commitment to customer satisfaction
- 25 Year Power Warranty
- 5 Year Product Warranty

Benefits

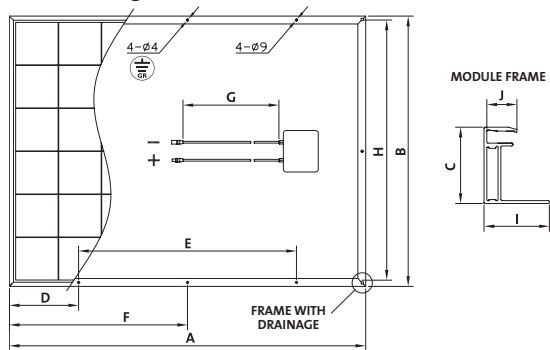
- **More power from less space:** exceptional power density offers leading performance in its class and helps to boost system performance even under space constraints.
- **Reduced systems costs:** customer-inspired product design, fewer modules required for project completion, all help to reduce installation time and effort.
- **No need to compromise:** sophisticated appearance and meticulous attention to detail, capable of satisfying some of the highest aesthetic requirements.
- **Worry-free power:** designed in Canada and manufactured to exacting standards, our product offers extreme durability and premium materials. Day4 is committed to customer satisfaction, providing worry-free use in some of the harshest climates.



Day4 48MC 175W



Module Diagram




4-ø4 denotes 4 holes (grounding holes) centered on each edge with a diameter of 4mm (ø) Grounding Hole (UL only)

4-ø9 denotes 4 holes (mounting holes) with a diameter of 9mm

NOTE: All dimensions are accurate within ±1.5mm tolerance unless otherwise stated. Product dimensions in imperial inches (conversion of 1mm equals 0.03937in, 1kg equals 2.2lbs) are provided for information purposes only.

Anodized Aluminum Frame



- Water drainage holes to reduce frame breakage due to freezing temperatures
- Multiple grounding holes for ease of installation
- Beveled top profile to reduce dirt and water trapping
- Deep glass frame slot for increased strength and durability

Short Circuit Current Temp. Coefficient (175W)	2.67mA/K
Open Circuit Voltage Temp. Coefficient (175W)	-0.10V/K
Max. Power Temp. Coefficient (175W)	-0.44%/K
Module Power Tolerance	± 3.5%
Module Maximum Fuse Series Amps	15A
Reduction of Efficiency (from 1000 W/m² to 200 W/m²)	<4%
Normal Operating Cell Temperature (NOCT)	46.9°C
Maximum System Voltage	UL: 600V, IEC: 1000V

Qualification Test Parameters

Temperature Cycling Range	-40°C to +90°C (-40°F to 194°F)
Humidity Freeze	85% rH, -40°C to +85°C (-40°F to 185°F)
Static Load Front And Back	UL: 1436pa (30lbs/ft²), IEC: 2400N/m²
Front Loading (eg. Snow)	UL: 1436pa (30lbs/ft²), IEC: 5400N/m²
Fire Class	C
Corrosive Atmosphere Test	pass
Protection Classification	IP 65

Physical Specifications

	Metric (mm)	Imperial (in)
A	1,307.5	51.457
B	991.5	39.016
C	35	1.378
D	403	15.867
E	501	19.724
F	653.5	25.728
G	925 (±10)	36.417 (±0.393)
H	947	37.283
I	30	1.181
J	13	0.512
Weight	17.4kg approx.	38.28lbs approx.

Mechanical Specifications

Cells	48 cells, multicrystalline silicon, 156mm square (6+ inches)
Glass	Solar glass (tempered)
Junction Box	Tyco Solarlok Interconnection, output cables, male and female locking cable couplers, other connectors upon request (subject to certification)
Back Sheet	Multi-layer water resistant film compound

Typical Electrical Performance at STC (1000 W/m², AM 1.5 Spectrum, cell temperature 25°C)

	Watts	160	165	170	175	180	185	190
Peak Power (Wp)								
Max. Power Voltage (Vmp)	Volts	22.60	22.95	23.04	23.40	23.70	23.82	24.00
Max. Power Current (Imp)	Amps	7.08	7.19	7.38	7.48	7.60	7.77	7.92
Open Circuit Voltage (Voc)	Volts	28.30	28.6	28.80	29.20	29.40	29.51	29.70
Short Circuit Current (Isc)	Amps	7.70	7.80	7.90	8.05	8.10	8.20	8.30

Typical Electrical Performance (800 W/m², AM 1.5 Spectrum, cell temperature 25°C)

	Watts	160	165	170	175	180	185	190
Peak Power (Wp)								
Max. Power Voltage (Vmp)	Volts	22.46	23.02	23.39	23.58	23.84	23.71	23.89
Max. Power Current (Imp)	Amps	5.84	5.77	5.92	6.01	6.09	6.29	6.41
Open Circuit Voltage (Voc)	Volts	28.04	28.25	28.58	28.97	29.10	29.22	29.41
Short Circuit Current (Isc)	Amps	6.23	6.27	6.36	6.48	6.52	6.59	6.67